




UNITED SERVICE ASSOCIATES, INC.
SPECIAL MOBILE OPERATIONS GROUP • ROBOTICS DIV.

TARGET MOUNTING ADAPTERS


The MAD ROBOT supports a variety of target types. Each type requires a **Target Mounting Adapter** to attach the target to the Target Mounting Post. The standard adapters and their target types are shown here.

DSP - D-style Spike Plate




Used with 3D Poly Foam Targets (Delta). The spikes of the adapter are pushed into the bottom of the target. The adapter, with target attached, is set on the top of the standard (28" L) Target Mounting Post and the set screws tightened. A 1/4" Hex L-Key is included.

TMP - Tall Mounting Post



Used with 3D Poly Vinyl Targets (Target Pro). This adapter replaces the standard, 28" L, Target Mounting Post with a longer, 36" L post. This post has a hole near the top for a steel clip (included) that keeps the target from slipping down the post. After the TMP has been mounted on the MAD ROBOT, the target is lowered onto the top of the TMP until the clip is seated in the fitting on the bottom of the target. Secure the target to the post by tightening the clamp.

UTM - Universal Target Mount




Used with FLX90 or other paper target frames. The horizontal member of the target frame is drilled for two 3/8" bolts on 2" centers. For wood frames, 3" long bolts are supplied as well as fender washers and lock nuts. A 1/4" Hex L-key is included as well.

16608 Arminta Street • Van Nuys, California 91406
Phone 818-780-1886 Fax 818-780-1978
WEB: www.madrobot.com Email: sales@madrobot.com




SLP - Slip Fit



The SLP adapter is used with a variety of targets, as shown below. This adapter consists of an oval flange fitting and a metal backing plate as well as fastening hardware: 2 each of a 1/2-13 x 1 1/2 Hex Cap Screw, a 1/2ID x 1 1/2OD Fender Washer and a 1/2-13 Locknut. A 1/4" Hex L-Key for the set screws is also included.

SLP with 3D Plastic Body (L.E.T.I. "Manikin")



This target must be modified by cutting a 4" diameter hole in the rear of the target to access the interior. Then drill two 1/2" diameter holes in the bottom of the target to match the holes in the flange fitting. Fasten the flange fitting to the target with the supplied screws, washers and nuts. The backing plate is not required for this target.



SLP with 3D Plastic Half Shell ("Tactical Ted" and "Tac-Man")



This target also requires modification to attach the SLP adapter. Two 1/2" holes must be drilled in the bottom of the target for the screws. The backing plate and washers are used on the inside of the shell while the flange fitting goes on the outside.



HSM - Hostage/Suspect Mount



The HSM adapter allows two targets to be mounted on a single MAD ROBOT. The main adapter consists of a single fitting on the bottom of a horizontal crosspiece. Two more fittings are mounted on the top of the crosspiece, about 21" apart. The adapter includes two 5" long and two 12" long mounting posts. The 12" posts are drilled and fitted with steel clips for the 3D Poly Vinyl Targets.

When you purchase your targets from United Service Associates, Inc. we make any necessary modifications required for our adapters. We can also supply custom adapters for your targets.

The targets shown are for illustration only. They are not included with the Target Mounting Adapters.

16608 Arminta Street • Van Nuys, California 91406
Phone 818-780-1886 Fax 818-780-1978
WEB: www.madrobot.com Email: sales@madrobot.com